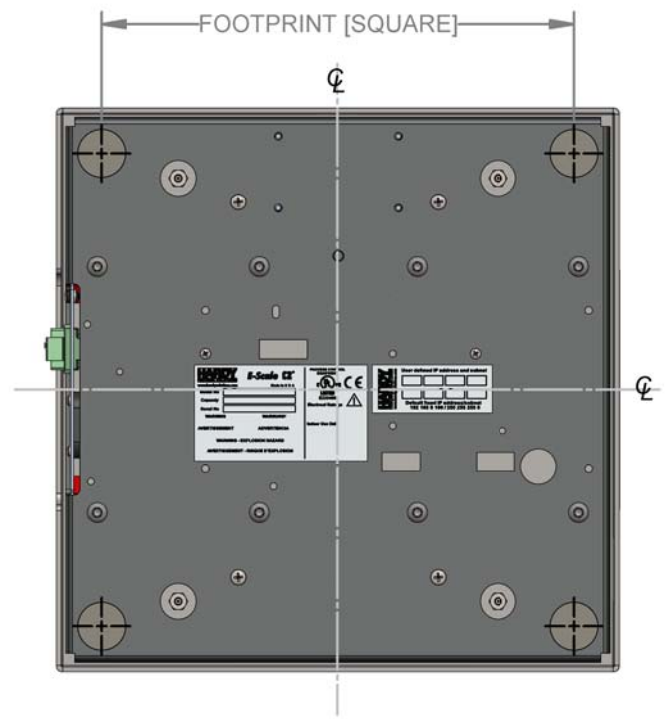
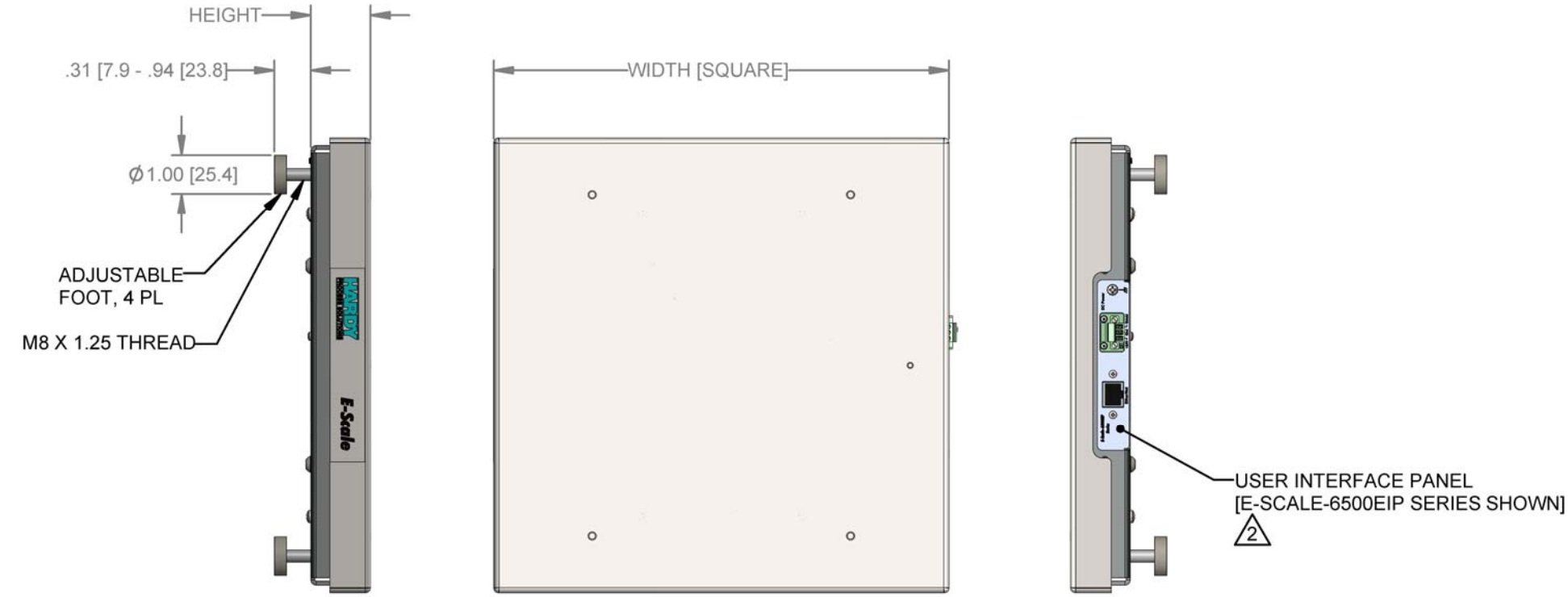
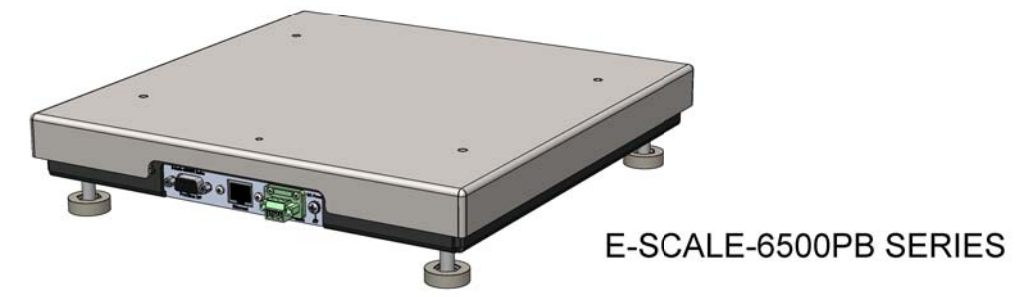



DIMENSION TABLE					
MODEL NUMBER	CAPACITY LBS [KG]	WIDTH IN [MM]	HEIGHT IN [MM]	FOOTPRINT IN [MM]	MATERIAL GAGE
E-SCALE-6500EIP-1212-33	33 [15]	11.75 [298.4]	1.54 [39.1]	9.86 [250.5]	12 (.105 IN/2.67 MM)
E-SCALE-6500EIP-1212-66	66 [30]	11.75 [298.4]	1.56 [39.6]	9.86 [250.5]	12 (.105 IN/2.67 MM)
E-SCALE-6500EIP-1212-130	130 [60]	11.75 [298.4]	1.75 [44.5]	9.86 [250.5]	12 (.105 IN/2.67 MM)
E-SCALE-6500EIP-2424-130	130 [60]	23.62 [600.0]	1.78 [45.2]	21.68 [550.5]	11 (.120 IN/3.05 MM)
E-SCALE-6500EIP-2424-330	330 [150]	23.62 [600.0]	1.68 [42.7]	21.68 [550.5]	11 (.120 IN/3.05 MM)
E-SCALE-6500EIP-2424-660	660 [300]	23.62 [600.0]	1.87 [47.5]	21.68 [550.5]	11 (.120 IN/3.05 MM)
E-SCALE-6500EIP-2424-1300	1300 [600]	23.62 [600.0]	2.05 [52.1]	21.68 [550.5]	11 (.120 IN/3.05 MM)
E-SCALE-6500PB-1212-33	33 [15]	11.75 [298.4]	1.54 [39.1]	9.86 [250.5]	12 (.105 IN/2.67 MM)
E-SCALE-6500PB-1212-66	66 [30]	11.75 [298.4]	1.56 [39.6]	9.86 [250.5]	12 (.105 IN/2.67 MM)
E-SCALE-6500PB-1212-130	130 [60]	11.75 [298.4]	1.75 [44.5]	9.86 [250.5]	12 (.105 IN/2.67 MM)
E-SCALE-6500PB-2424-130	130 [60]	23.62 [600.0]	1.78 [45.2]	21.68 [550.5]	11 (.120 IN/3.05 MM)
E-SCALE-6500PB-2424-330	330 [150]	23.62 [600.0]	1.68 [42.7]	21.68 [550.5]	11 (.120 IN/3.05 MM)
E-SCALE-6500PB-2424-660	660 [300]	23.62 [600.0]	1.87 [47.5]	21.68 [550.5]	11 (.120 IN/3.05 MM)
E-SCALE-6500PB-2424-1300	1300 [600]	23.62 [600.0]	2.05 [52.1]	21.68 [550.5]	11 (.120 IN/3.05 MM)

REV.	ECO/DDC	DESCRIPTION	DATE	DRAFT	CHECK	APVD
A	---	RELEASED.	0-28-19	V.J.C.	J.I.	V.J.C.



- IF THE E-SCALE-6500 SERIES BENCH SCALE IS USED IN A MANNER NOT SPECIFIED BY HARDY PROCESS SOLUTIONS, THE PROTECTION PROVIDED BY THE SCALE MAY BE IMPAIRED.
- SEE SHEET 2 FOR USER INTERFACE PANEL CONNECTIONS.
- SEE HARDY PROCESS SOLUTIONS WEB SITE FOR ADDITIONAL INSTALLATION AND WIRING INFORMATION.

NOTES: UNLESS OTHERWISE SPECIFIED

PROPRIETARY NOTICE
 ALL DATA AND INFORMATION CONTAINED IN OR DISCLOSED BY THIS DOCUMENT IS CONFIDENTIAL AND PROPRIETARY INFORMATION OF HARDY PROCESS SOLUTIONS AND ALL RIGHTS THEREIN ARE EXPRESSLY RESERVED. BY ACCEPTING THIS MATERIAL THE RECIPIENT AGREES THAT THIS MATERIAL AND THE INFORMATION CONTAINED THEREIN IS HELD IN CONFIDENCE AND IN TRUST AND SHALL NOT BE USED, COPIED, REPRODUCED IN WHOLE OR IN PART, NOR ITS CONTENTS REVEALED IN ANY MANNER TO OTHERS, EXCEPT TO MEET THE SPECIFIC PURPOSE FOR WHICH IT WAS DELIVERED.

ITEM	QTY	0584-0110	INSTALLATION/INTERCONNECTION DIAGRAM, E-SCALE-6500 SERIES	DESCRIPTION	COMMENTS
PARTS LIST					
UNLESS OTHERWISE SPECIFIED DIMENSIONS ARE IN INCHES (MM) TOLERANCES ARE:		CONTRACT NO.			
FRACTIONS: N/A		APPROVALS			
DECIMALS:		DRAWN		DATE	
.XX = ±.03 [.76]		V. CHULA		08-07-19	
.XXX = ±.010 [.25]		CHECKED		DATE	
ANGLES ±0°, 30°		J. IBARRA		08-26-19	
MATERIAL		APPROVED		DATE	
FINISH		V. CHULA		08-28-19	
DO NOT SCALE DRAWING		ISSUED		DATE	
		V. CHULA		08-28-19	
		PRODUCTION		DATE	

HARDY
PROCESS SOLUTIONS

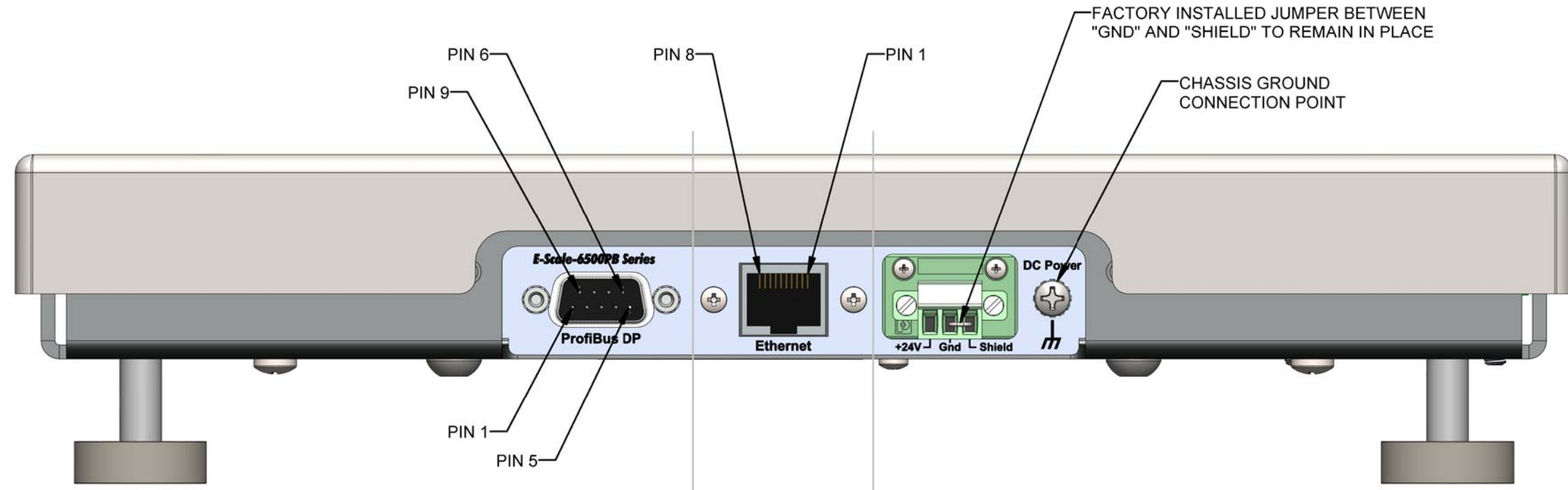
TITLE: **INSTALLATION/INTERCONNECTION DIAGRAM, E-SCALE-6500 SERIES**

SIZE: D FSCM: 21316 DRAWING NO.: 0584-0110 REV.: A

FILE NAME: 584110A1.SLDDRW SCALE: NONE SHEET 1 OF 2



USER INTERFACE CONNECTIONS - E-SCALE-6500PB SERIES SHOWN



PROFIBUS DP TERMINATIONS [IF EQUIPPED]

NOTES:

1. SEE USERS GUIDE FOR ADDITIONAL INFORMATION ON PROFIBUS DP TERMINATIONS.
2. INTERFACE CONNECTOR TYPE: 9 PIN D-SUBMINIATURE [DE-9], FEMALE CONTACTS.

CONNECTOR TERMINATIONS	
PIN	SIGNAL
1	NO CONNECT
2	NO CONNECT
3	RXD/TXD+
4	NO CONNECT
5	NO CONNECT
6	NO CONNECT
7	NO CONNECT
8	RXD/TXD-
9	NO CONNECT

ETHERNET TERMINATIONS

NOTES:

1. SEE USER'S GUIDE FOR ADDITIONAL INFORMATION ON ETHERNET TERMINATIONS.
2. CONNECTOR TYPE: RJ-45, 8 PIN.

CONNECTOR TERMINATIONS	
PIN	SIGNAL
1	TX+
2	TX-
3	V+
4	GND
5	GND
6	V+
7	RX+
8	RX-

POWER INPUT TERMINATIONS

NOTES:

1. CLASS 2 INPUT VOLTAGE RANGE [24VDC NOMINAL]:
12-24 VDC, 0.15-0.33 AMP, 7 WATTS MAXIMUM
2. TERMINAL BLOCK WIRE SIZE RANGE: 16 AWG MAXIMUM / 28 AWG MINIMUM.
WIRE TEMPERATURE RATING TO BE 105 DEGREES C.
WIRE TIGHTENING TORQUE: 1.9 LB-IN / 2.2 LB-IN [0.22 Nm / 0.25 Nm].



HARDY
PROCESS SOLUTIONS

TITLE
**INSTALLATION/INTERCONNECTION
DIAGRAM, E-SCALE-6500 SERIES**

SIZE	FSCM	DRAWING NO.	REV.
D	21316	0584-0110	A
FILE NAME: 584110A1.SLDDRW		SCALE: NONE	SHEET 2 OF 2