


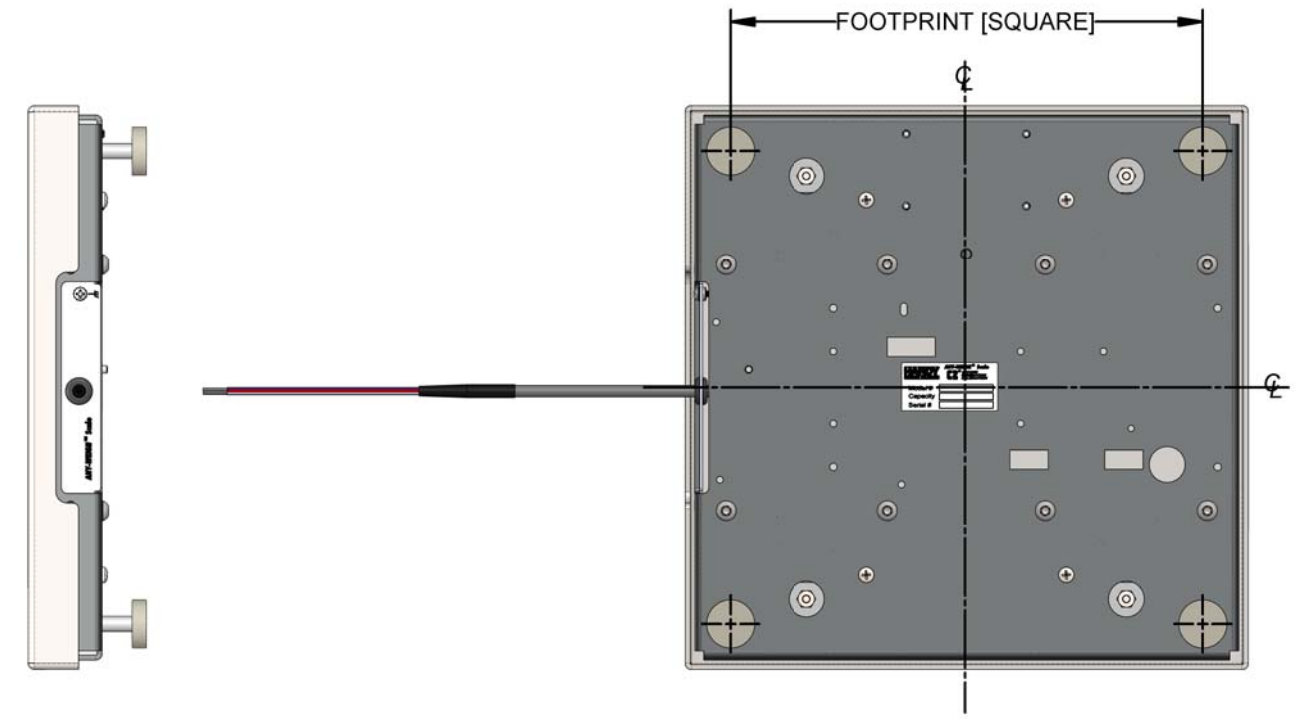
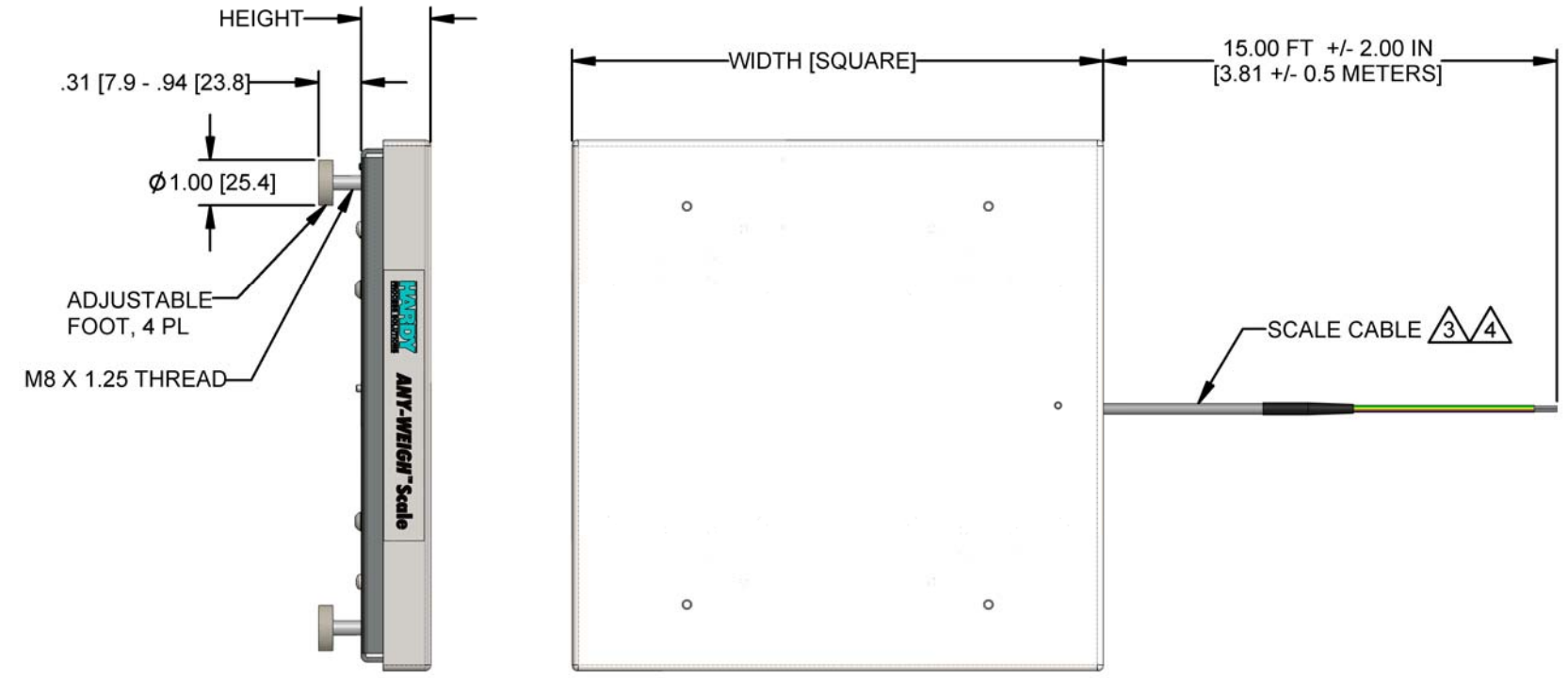
DIMENSION TABLE

MODEL NUMBER	CAPACITY LBS [KG]	WIDTH IN [MM]	HEIGHT IN [MM]	FOOTPRINT IN [MM]	MATERIAL GAGE
HI1212SBU-33	33 [15]	11.75 [298.4]	1.54 [39.1]	9.86 [250.5]	12 (.105 IN/2.67 MM)
HI1212SBU-66	66 [30]	11.75 [298.4]	1.56 [39.6]	9.86 [250.5]	12 (.105 IN/2.67 MM)
HI1212SBU-130	130 [60]	11.75 [298.4]	1.75 [44.5]	9.86 [250.5]	12 (.105 IN/2.67 MM)
HI2424SBU-130	130 [60]	23.62 [600.0]	1.78 [45.2]	21.68 [550.5]	11 (.120 IN/3.05 MM)
HI2424SBU-330	330 [150]	23.62 [600.0]	1.68 [42.7]	21.68 [550.5]	11 (.120 IN/3.05 MM)
HI2424SBU-660	660 [300]	23.62 [600.0]	1.87 [47.5]	21.68 [550.5]	11 (.120 IN/3.05 MM)
HI2424SBU-1.3K	1300 [600]	23.62 [600.0]	2.05 [52.1]	21.68 [550.5]	11 (.120 IN/3.05 MM)

REV.	ECO/DDC	DESCRIPTION	DATE	DRAFT	CHECK	APVD
C	12077	REVISED PER ECN AND REDRAWN.	09-10-19	V.J.C.	J.I.	V.J.C.



ANY-WEIGH UNIVERSAL BENCH SCALE SERIES



4 CABLE MUST EXIT STRAIGHT FROM SCALE 6.00 INCHES [152.4 MM] MINIMUM TO ENSURE PROPER SCALE OPERATION.

3 CABLE TYPE: 8 CONDUCTOR, 24AWG, SHIELDED, WITH DRAIN WIRE
 CABLE JACKET: PVC
 CABLE WIRE COLOR TERMINATIONS:

EXCITATION -	BLACK
EXCITATION +	RED
SENSE +	BLUE
SENSE -	BROWN
SIGNAL +	GREEN
SIGNAL -	WHITE
C2 +	GRAY
C2 -	VIOLET
SHIELD (DRAIN)	YELLOW (OR CLEAR)

2. SCALE PLATFORM MATERIAL IS STAINLESS STEEL. SCALE BOTTOM MATERIAL IS POWDER COATED STEEL.

1. SEE HARDY PROCESS SOLUTIONS WEB SITE FOR ADDITIONAL INSTALLATION AND WIRING INFORMATION.

NOTES: UNLESS OTHERWISE SPECIFIED

PROPRIETARY NOTICE
 ALL DATA AND INFORMATION CONTAINED IN OR DISCLOSED BY THIS DOCUMENT IS CONFIDENTIAL AND PROPRIETARY INFORMATION OF HARDY PROCESS SOLUTIONS AND ALL RIGHTS THEREIN ARE EXPRESSLY RESERVED. BY ACCEPTING THIS MATERIAL THE RECIPIENT AGREES THAT THIS MATERIAL AND THE INFORMATION CONTAINED THEREIN IS HELD IN CONFIDENCE AND IN TRUST AND SHALL NOT BE USED, COPIED, REPRODUCED IN WHOLE OR IN PART, NOR ITS CONTENTS REVEALED IN ANY MANNER TO OTHERS, EXCEPT TO MEET THE SPECIFIC PURPOSE FOR WHICH IT WAS DELIVERED.

ITEM	QTY	0588-0095	OUTLINE DRAWING, ANY-WEIGH SCALES, UNIVERSAL TYPE	DESCRIPTION	COMMENTS
PARTS LIST					
UNLESS OTHERWISE SPECIFIED DIMENSIONS ARE IN INCHES [MM] TOLERANCES ARE: FRACTIONS: N/A DECIMALS: XX = ±.03 [.76] .XXX = ±.010 [.25] ANGLES ±0°, 30°		CONTRACT NO.		<p>TITLE OUTLINE DRAWING, ANY-WEIGH SCALES, UNIVERSAL TYPE</p>	
MATERIAL		APPROVALS			
FINISH		DRAWN V. CHULA	DATE 08-19-19		
DO NOT SCALE DRAWING		CHECKED J. IBARRA	DATE 08-26-19		
		APPROVED V. CHULA	DATE 09-10-19		
SIZE	FSCM	DRAWING NO.	REV.		
D	21316	0588-0095	C		
FILE NAME: 588095C1.SLDDRW SCALE: NONE SHEET 1 OF 1					

